

## Advice for Candidates Attending Pearson VUE Test Centers

Version 1.08, 17 December 2018

This document provides advice for candidates attending Pearson VUE test centers. For FAQs about The Open Group Certifications please see <http://www.opengroup.org/certifications/faqs>.

### Exam Summaries

Exam	Exam Reference	Open Book?	# Items	Time Limit <sup>1,2</sup>
ArchiMate <sup>®</sup> 3 Part 1 Exam	OGA-031 (English)	N	40	1 Hour
ArchiMate <sup>®</sup> 3 Part 2 Exam	OGA-032 (English)	Y	8	1 Hour 30 Minutes
ArchiMate <sup>®</sup> 3 Advanced Bridge Exam	OGA-3AB (English)	Y <sup>3</sup>	28	1 Hours 15 Minutes <sup>4</sup>
ArchiMate <sup>®</sup> 2 Part 1 Exam	OG0-021 (English)	N	40	1 Hour
ArchiMate <sup>®</sup> 2 Part 2 Exam	OG0-022 (English)	Y	8	1 Hour 30 Minutes
ArchiMate <sup>®</sup> 2 Combined Part 1 and Part 2 Exam	OG0-023 (English)	Y <sup>2</sup>	48	2 Hours 30 Minutes
IT4IT <sup>™</sup> Part 1 Exam	OG0-061 (English)	N	40	1 Hour
Open FAIR <sup>™</sup> Part 1 Exam	OG0-041 (English)	N	80	2 Hours
TOGAF <sup>®</sup> 9 Part 1 Exam	OG0-091 (English)	N	40	1 Hour
	OG0-094 (Brazilian Portuguese)			
	OG0-096 (Simplified Chinese)			
	OG0-F91 (French)			
	OG0-S91 (Latin American Spanish)			
TOGAF <sup>®</sup> 9 Part 2 Exam	OG0-092 (English)	Y	8	1 Hour 30 Minutes
	OG0-095 (Brazilian Portuguese)			
	OG0-097 (Simplified Chinese)			
	OG0-F92 (French)			
	OG0-S92 (Latin American Spanish)			
TOGAF <sup>®</sup> 9 Combined Part 1 and Part 2 Exam	OG0-093 (English)	Y <sup>3</sup>	48	2 Hours 30 Minutes
	OG0-098 (Simplified Chinese)			

1) Additional time is allowed for ESL candidates. Please see The Open Group examination information pages at <http://certification.opengroup.org/examinations/#ESL>.

2) Note that the Appointment Length is usually the Time Limit plus 15 minutes. It includes the time needed to register at the test center, review the instructions, read and accept the NDA, as well as the time to take the exam.

3) The Open Book only applies to the Part 2 Exam and is provided built into the exam on the REFERENCE button.

4) Section 1:20 questions, time allowed 30 minutes. Section 2:4 questions, time allowed 45 minutes. Section 2 is Open Book. Please note that once you start Section 2 you cannot return to Section 1.

## Candidate Advice

1. **ESL** = English as a Second Language
2. **Exam Duration:** When booking, the Appointment Length time quoted in your confirmation notification includes additional time for registration, tutorial and acceptance of the NDA. Please refer to the previous table for the appropriate allotted exam time. **The time limit for an examination is displayed at the start of the examination, and also as a countdown timer while taking the examination.**
3. **To register to take the exam visit <http://certification.opengroup.org/take-exam/>.**
4. If English is not your first language and you would like to take an English language examination, visit <http://certification.opengroup.org/examinations/#ESL> for information on the ESL (English as a Second Language) Time Allowance.
5. When booking your examination, if you have a voucher code that is not being accepted, firstly ensure that you are entering the exact code as distributed – we recommend that you cut and paste the code; secondly ensure you have selected the correct exam type as vouchers are exam specific. An exam voucher code can only be used once. If you plan to reschedule an examination you must cancel the existing appointment otherwise the appointment will be classified as a no-show and the voucher code will be used (see note 15). The exam must be taken prior to the expiry date of the exam voucher code. It is not possible to extend the validity of a voucher code.
6. For further details about The Open Group examinations, including pass marks, see <http://certification.opengroup.org/examinations>
7. **Online Proctored Exams:** With Online Proctoring, candidates can take some of The Open Group Certification Exams at home or at the office. For further details see <http://www.opengroup.org/certifications/online-proctored-exams>
8. **Exam Results:** You will receive notification of your pass or fail status within a few minutes of completing your exam in the form of a printed score report from the test center administration staff. You can also access your score reports online within The Open Group portal at Pearson VUE. Occasionally, if a score report is unable to be printed then you will only receive the electronic copy. If your result is shown as pending this indicates that Pearson VUE are still to generate the score report, and this may take a few hours.  
To obtain an electronic score report, login using your Open Group login credentials and follow the instructions on The Open Group website at: <https://certification.opengroup.org/take-exam>.  
Once logged in at Pearson VUE, you will find a link to "View Score Reports" on the right hand side of the page under "My Account".

9. **Exam Resource Materials:** Open Book Exams such as the Part 2 examinations and the second part of Combined Part 1 and Part 2 examinations include access to an electronic copy of the relevant standard which can be referred to during the appropriate part of the examination. For a Part 2 exam, the resource material is available throughout the examination. For a Combined Part 1 and Part 2 exam, the resource material is only available in the second section of the examination. The resource material is built into the examination and made available using the REFERENCE button within the examination (and this is explained in the tutorial available at the start of each examination).
10. **Displaying the Open Book Text (if applicable):** At Pearson VUE test centers, exam delivery is over the Internet, and so the reference books are downloaded during the examination. It should be noted that due to the limitations on monitor size and screen resolution you may need to use the magnification button within the PDF reader to adjust the size of small text within diagrams (see **Appendix B** for further information).
11. If you encounter technical problems when taking your examination, please raise them with the test center at the time of attendance, and obtain an **incident number**. If an incident has impacted your testing you should inform the proctor during the examination and request they extend your examination time.
12. If you fail the examination and you had received an exam voucher as part of attending an Accredited Training Course you should contact your Accredited Training Course provider to obtain a retake voucher. You will need to supply them with your candidate number, the date of the examination, and a copy of your examination score report.
13. If you fail the examination and had taken the Self Study route and booked direct with Pearson VUE, you should contact The Open Group to obtain a discount voucher code by sending a copy of your score report to exam-vouchers(at)opengroup.org. Please note that it will take at least 14 days for a discount voucher code to be issued.
14. Please note that the earliest you can retake an examination is one month after the first examination.
15. If you fail to appear for your appointment at the test center, you will be classified as a no-show. If you need to reschedule your appointment, you should do so using the Pearson VUE online system, accessed by logging in to your account at <https://certification.opengroup.org/take-exam>. You must reschedule at least 48 hours prior to the existing appointment time. If you have questions about rescheduling or canceling an examination contact Pearson VUE Customer Service at <http://www.pearsonvue.com/theopengroup/contact>.

16. After you have taken the examination(s), your results are passed to The Open Group for processing. You will be contacted by email within six working days with information on how to complete your certification. Further information on the process for completing certification is available from The Open Group web site at <https://www.opengroup.org/certifications/faqs>.
17. Certificates are available once certification has been completed and are available in electronic form only (PDF).
18. A Combined Part 1 and Part 2 exam only leads to Level 2 certification. The exam consists of two sections, with pass marks as per the Part 1 and Part 2 examinations. You must pass each section in order to obtain an overall pass mark. If you fail a section then no certification is awarded, however you only need retake the examination(s) corresponding to the failed section(s). For example, if you fail Part 2 of the TOGAF 9 Combined Part 1 and Part 2 exam (OG0-093), you would only need to retake the TOGAF 9 Part exam (OG0-092) exam. In all cases, you will need to wait at least one month before you are allowed to retake an examination.
19. The Open Group is unable to assist in scheduling, rescheduling or canceling examinations; all queries must be made directly with Pearson VUE at <http://www.pearsonvue.com/theopengroup/contact>.
20. **Renewing Certification:** There is no renewal required once you have obtained an Open Group exam-based certification (e.g., TOGAF 9, ArchiMate, IT4IT, Open FAIR).
21. **Open Badges:** The Open Group issues Open Badges for all its certifications. Badges are issued within 7-10 days of a certification being completed. Upon a first certification you are required to opt-in to the Badging program. For more information see <http://www.opengroup.org/certifications/openbadges>.
22. **Exam Intellectual Property:** All exam content, including the items, options, and correct responses, is the intellectual property of The Open Group. You are required to agree to a non-disclosure agreement before you can take an Open Group exam.
23. **Cheating:** If you are found to have cheated by any means, including accessing Brain dump sites, you will be disqualified from taking any exam required for any Open Group certification and decertified.
24. **Sharing Questions or Answers with others:** The NDA you accept when taking an exam (see item 20) specifically prohibits sharing information from the exam. If you are found to have discussed exam content with others, be it in person or on

online forums, you will be disqualified from taking any exam required for any Open Group certification and decertified.

25. **Official Practice tests:** The official practice tests are available from The Open Group (<https://shop.opengroup.org>) and its Accredited Training Course providers. The Open Group does not endorse any third party practice tests.
26. **Decertification:** If you are decertified, we may also report the incident to your employer.
27. **Useful URLs:** A summary of useful resources for preparing and completing your certification.

Prepare for Certification:

<http://www.opengroup.org/certifications/prepare-for-certification>

How to Register to take an Exam with Pearson VUE (pdf presentation)

[https://certification.opengroup.org/docs/PearsonVUE\\_Registration\\_Process.pdf](https://certification.opengroup.org/docs/PearsonVUE_Registration_Process.pdf)

Take an Examination:

<https://certification.opengroup.org/take-exam>

How to complete your Certification:

<http://www.opengroup.org/certifications/how-to-complete>

Frequently Asked Question:

<http://www.opengroup.org/certifications/faqs>

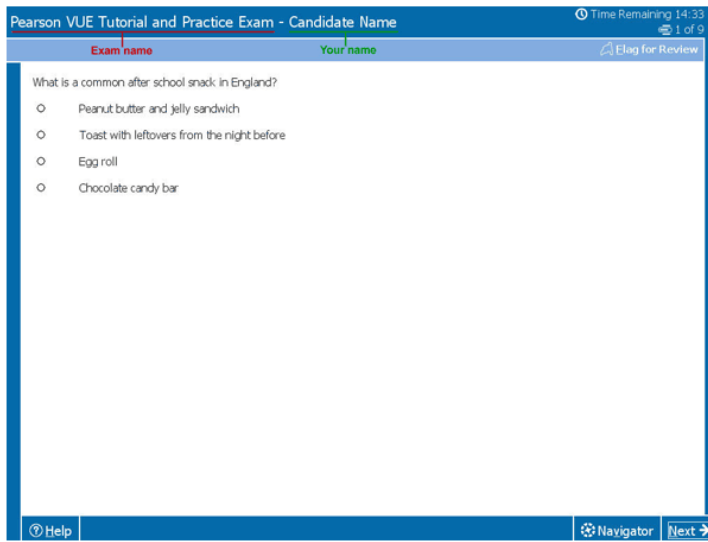
## Appendix A – Pearson VUE Browser

The Pearson VUE Athena browser solution is used for exam delivery. This delivers all content over the internet direct from the Pearson VUE servers. This offers additional security, however does mean the pdf file can take some time to load depending on the speed of the internet connection.

A generic tutorial for the Athena browser is available at:

<http://www.pearsonvue.com/athena/static/started/index.asp>

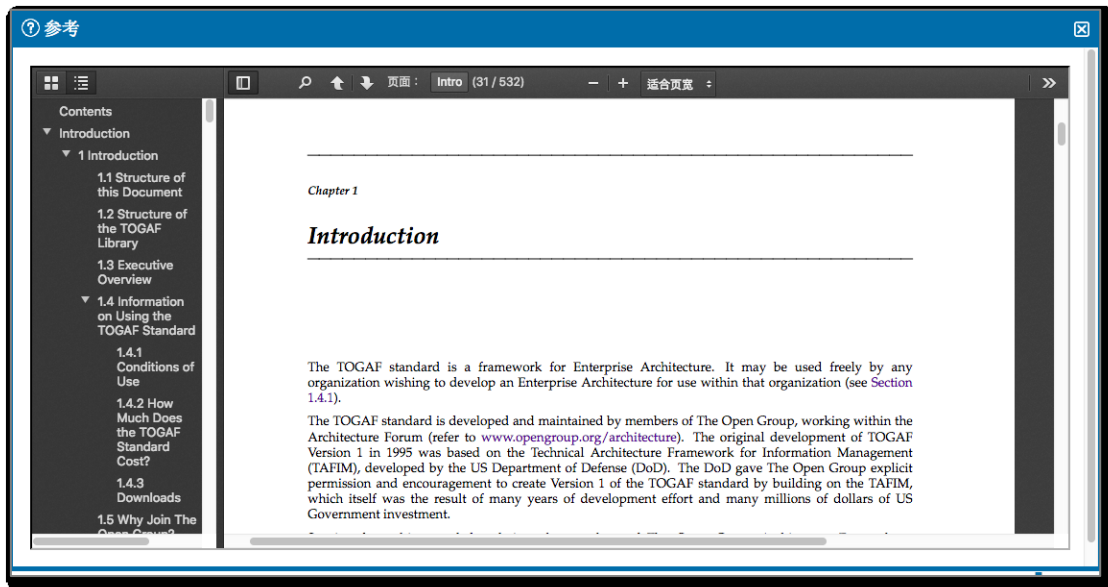
An example of a simple item screen appears below. There are two ways to mark your answer, either by selecting the answer by clicking on the circle, or by clicking on the answer itself. Clicking on an answer already selected removes the selection and marks it as unanswered.



## Appendix B – Open Book Examinations at Pearson VUE

The Open Book reference text within The Open Group exams is invoked by selecting the Reference button. A pop up window will then appear with a limited functionality pdf browser.

An example is shown below for the TOGAF Standard, Version 9.2 open book.

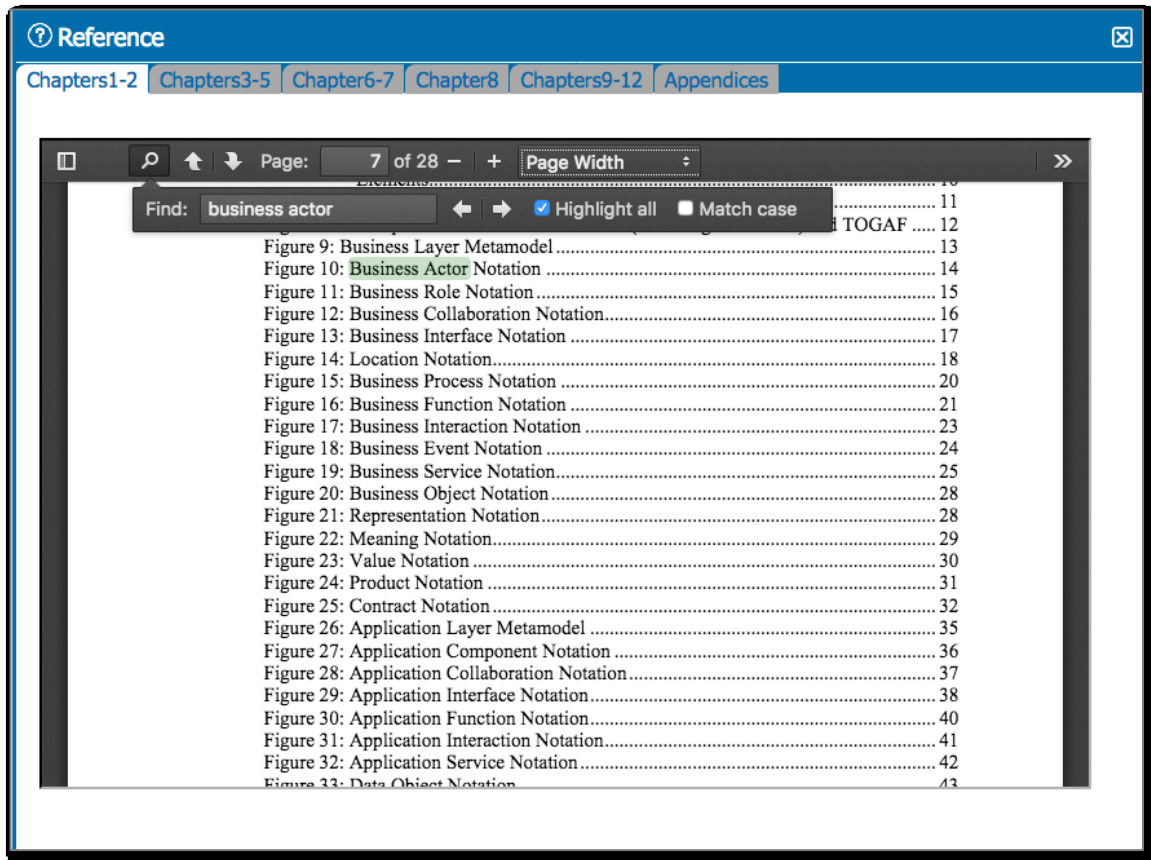


You can switch the bookmarks on and off – these can be used to navigate as an alternative to paging through or selecting a page number at the top.

You can use the +/- to adjust the magnification – this can be used if you need to view the fine print in some diagrams.

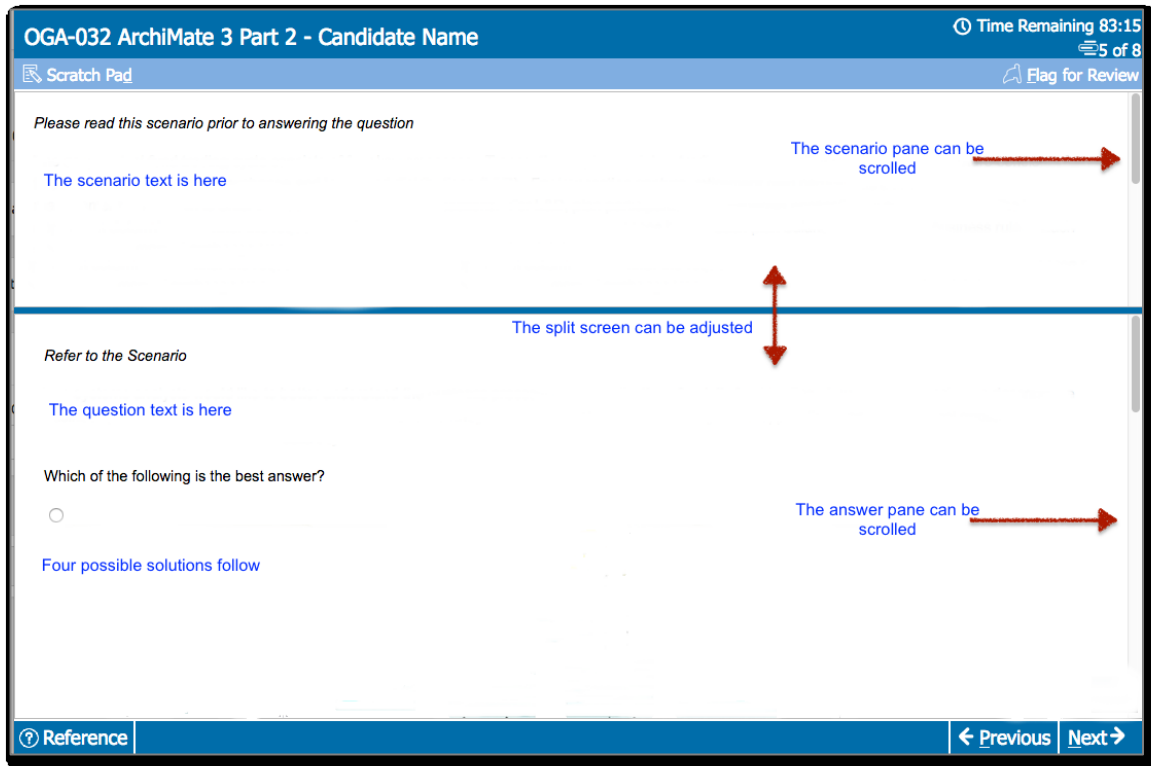
You can also search icon to search for words in the pdf text.

The screenshot below shows a search of the ArchiMate Specification Open Book text. In this case the specification is split into sections on different tabs.





The screenshot below shows the ArchiMate 3 Part 2 Exam layout. New for this exam is the ability to adjust the split screen.



## Appendix C – Scratch Pad

In the scratch pad you can write notes for your own use. It will close when you move to the next question, but the text will still be there if you reopen it. The notes will be wiped at the end of the exam.

If you want to switch from the scratchpad back to the exam it is recommended to select the close icon to dismiss the scratchpad.

